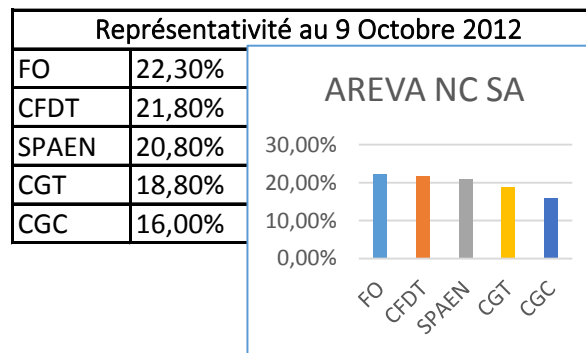
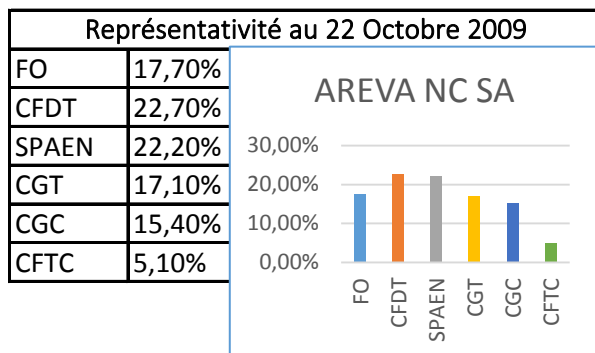
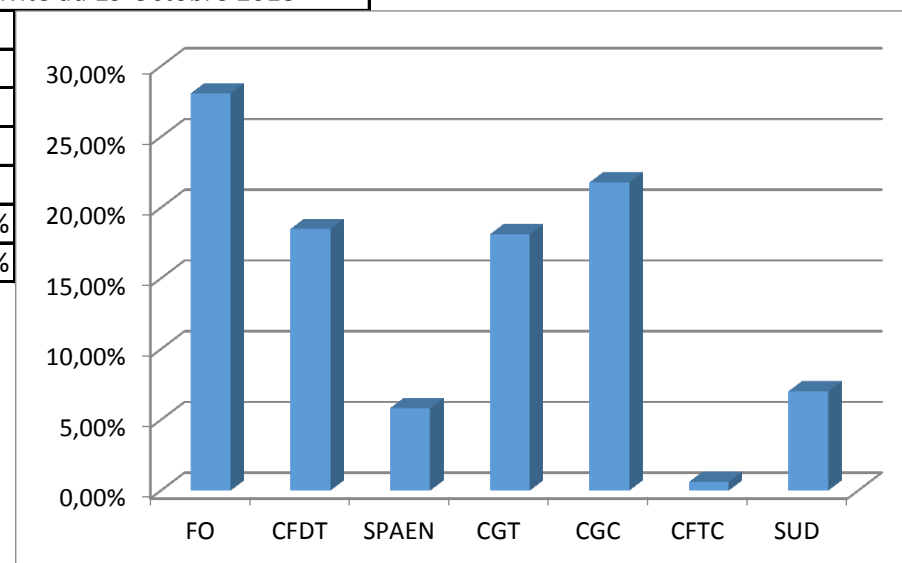
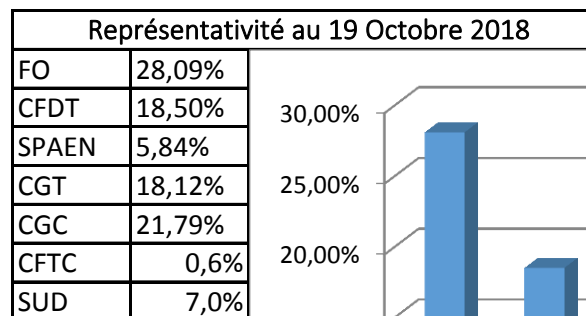
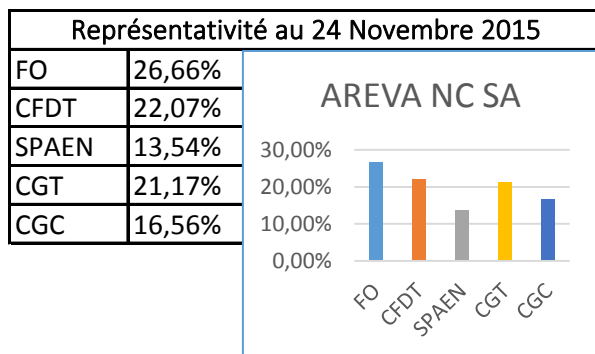


REPRESENTATIVITE SYNDICALE ORANO CYCLE - ELECTIONS DU 19 OCTOBRE 2018

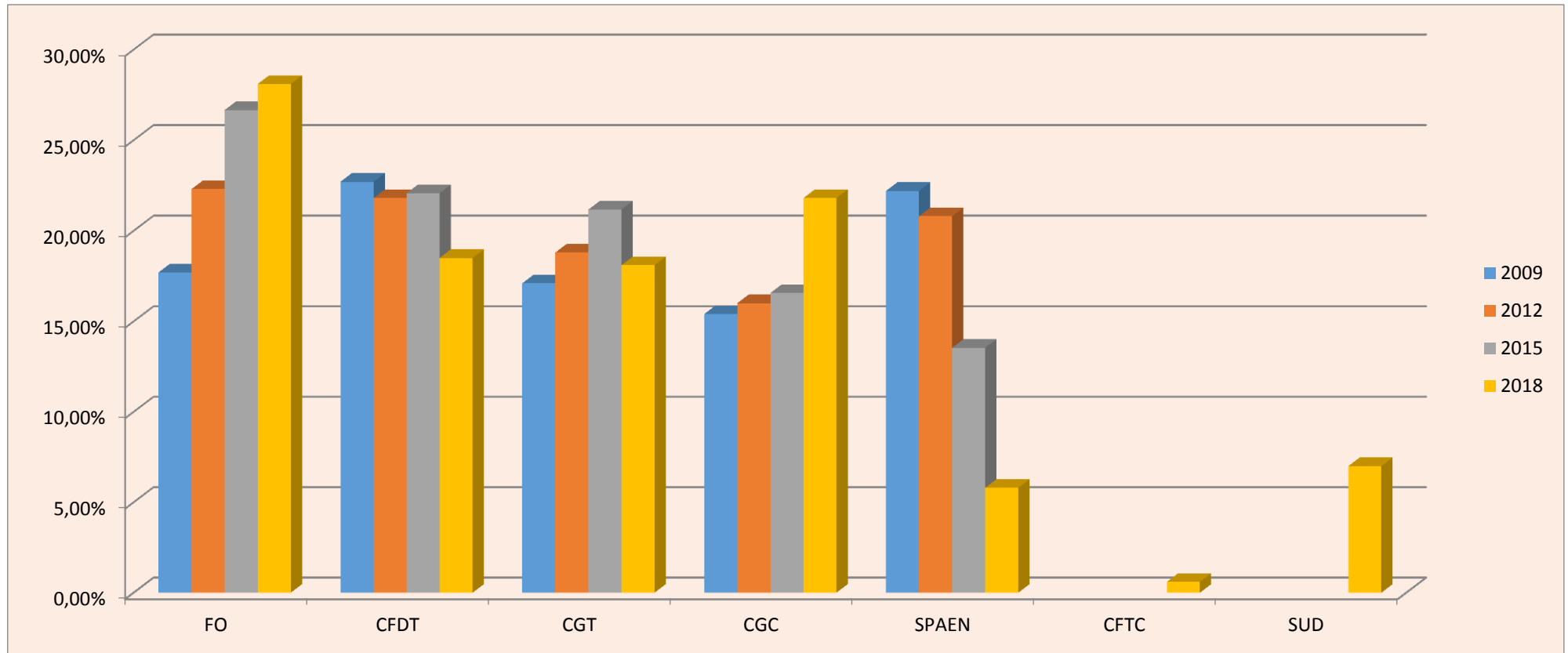
ENTITES	INSCRITS	EXPRIMES	FO		CFDT		SPAEN		CGT		CGC		CFTC		SUD	
			VOIX	%	VOIX	%	VOIX	%	VOIX	%	VOIX	%	VOIX	%	VOIX	%
LA HAGUE	3494	2180	654	30,0%	422	19,4%	127	5,8%	236	10,8%	408	18,7%	0	0,0%	333	15,3%
MARCOULE	1023	505	123	24,4%	37	7,3%	35	6,9%	211	41,8%	98	19,4%	0	0,0%	0	0,0%
MALVESI	288	200	43	21,5%	31	15,5%	0	0,0%	100	50,0%	26	13,0%	0	0,0%	0	0,0%
TRICASTIN	2009	1185	382	32,2%	269	22,7%	30	2,5%	210	17,7%	265	22,4%	29	2,4%	0	0,0%
MELOX	851	546	129	23,6%	119	21,8%	48	8,8%	103	18,9%	147	26,9%	0	0,0%	0	0,0%
LA DEFENSE	359	130	2	1,5%	0	0,0%	37	28,5%	1	0,8%	90	69,2%	0	0,0%	0	0,0%
TOTAL	8024	4746	1333	28,1%	878	18,5%	277	5,8%	860	18,1%	1034	21,8%	29	0,6%	333	7,0%



	2009	2012	2015
FO	17,70%	22,30%	26,66%
CFDT	22,70%	21,80%	22,07%
SPAEN	22,20%	20,80%	13,54%
CGT	17,10%	18,80%	21,17%
CGC	15,40%	16,00%	16,56%
CFTC	5,10%	0,00%	0,00%



REPRESENTATIVITE SYNDICALE ORANO CYCLE - ELECTIONS DU 19 OCTOBRE 2018



	FO	CFDT	CGT	CGC	SPAEN	CFTC	SUD
2009	17,70%	22,70%	17,10%	15,40%	22,20%		
2012	22,30%	21,80%	18,80%	16%	20,80%		
2015	26,66%	22,07%	21,17%	16,56%	13,54%		
2018	28,10%	18,50%	18,10%	21,80%	5,80%	0,60%	7,00%